

REPORT

25800 COMMERCE DRIVE, LAKE FOREST, CA 92630

Project No. G104592322

Date: February 11, 2021

REPORT NO. 104592322LAX-002B

TEST OF ONE DIRECT LED LUMINAIRE

MODEL NO. GAZESQ-18-LED35-MO
LED MODEL NO. LUMILEDS 2835
DRIVER MODEL NO. OSRAM OTI 85W G2

RENDERED TO

PRUDENTIAL LIGHTING
1774 EAST 21ST
LOS ANGELES, CA 90058

STATEMENT OF LIMITATION: This report must not be used by the client to claim product certification, approval, or endorsement by NVLAP, NIST, or any agency of the federal government.

TEST: Electrical and Photometric tests as required to the IESNA test standard.

AUTHORIZATION: The testing performed was authorized by signed quote number Qu-01120100-3.

STANDARDS USED: The following American National Standards or Illuminating Engineering Society of North America Test Guides were used in part or totally to test each specimen:

IESNA LM-79 - 2008: Electrical and Photometric Measurements of Solid State Lighting

DESCRIPTION OF SAMPLE: The client submitted one Prototype sample of model number GazeSQ-18-LED35-MO. The sample was received by Intertek on February 8, 2021, in undamaged condition and one sample was tested as received. The sample designation was LAN2102080745-002 .

DATES OF TESTS: February 11, 2021

SUMMARY

Model No.:	GazeSQ-18-LED35-MO
Description:	Direct LED Luminaire

Criteria	Result
Total Lumen Output (Lumens)	2901
Total Power (W)	24.00
Luminaire Efficacy (LPW)	120.9
Power Factor	0.987

EQUIPMENT LIST

Equipment Used	Model Number	Control Number	Last Date Calibrated	Calibration Due Date	Date Used
Goniophotometer	6440T	000943	VBU	VBU	02/11/21
AC Source	CW1251P	000944	VBU	VBU	02/11/21
Power Analyzer	WT210	000945	09/29/20	09/29/21	02/11/21
Tape Measure	33-428	001491	VBU	VBU	02/11/21
Magnetic Level	581-9	001610	10/21/20	10/21/21	02/11/21
Temp. & RH Meter	971	002137	10/13/20	10/13/21	02/11/21
Thermometer	DPI8-C24	001782	10/09/20	10/09/21	02/11/21

TEST METHODS

Seasoning in Sample Orientation – LED Products

No seasoning was performed in accordance with IESNA LM-79.

Photometric and Electrical Measurements – Distribution Method

A LSI Type C High Speed Model 6440 Mirror Goniometer was used to measure the intensity (candelas) at each angle of distribution for each sample.

Ambient temperature was measured equal to the height of the sample mounted on the Goniometer equipment. Each sample was operated at input rated voltage in its designated orientation. Each sample was allowed to stabilize for at least thirty minutes before measurements were made. Electrical measurements including voltage, current, and power were measured using the Xitron or Yokogawa Power Analyzer.

Some graphics were created with Photometrics Plus software.

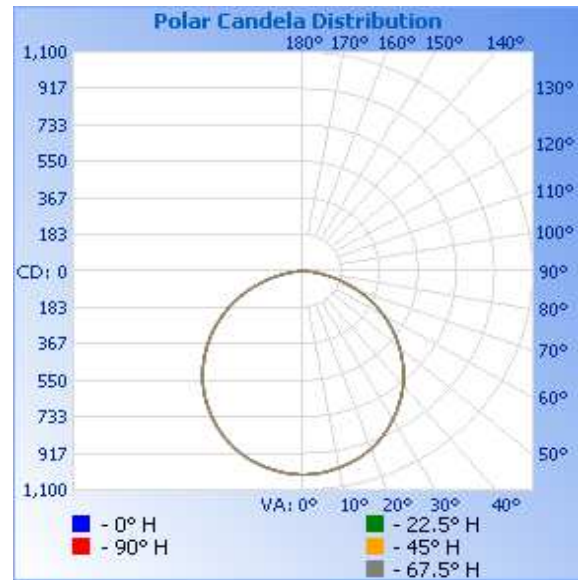
RESULTS OF TEST

Photometric and Electrical Measurements at Ambient Temperature (25°C +/- 1°C) – Distribution Method

Intertek Sample No.	Base Orientation	Input Voltage {Vac}	Input Current (mA)	Input Power (Watts)	Input Power Factor	Absolute Luminous Flux (Lumens)	Lumen Efficacy (LPW)
LAN2102080745-002	Up	120.0	202.5	24.00	0.987	2901	120.9

Intensity (Candlepower) Summary at 25°C - Candelas

Angle	0	22.5	45	67.5	90
0	1023	1023	1023	1023	1023
5	1017	1018	1018	1017	1017
10	1002	1003	1003	1003	1002
15	981	981	982	981	981
20	950	951	951	950	950
25	910	910	911	910	910
30	861	861	861	860	860
35	806	807	807	806	806
40	746	746	746	745	745
45	678	678	677	677	677
50	605	605	604	604	604
55	528	527	527	527	527
60	446	446	446	446	446
65	362	362	361	362	362
70	276	276	275	275	276
75	190	190	190	190	190
80	109	110	110	109	110
85	44	44	44	44	44
90	0	0	0	0	0




RESULTS OF TEST (cont'd)

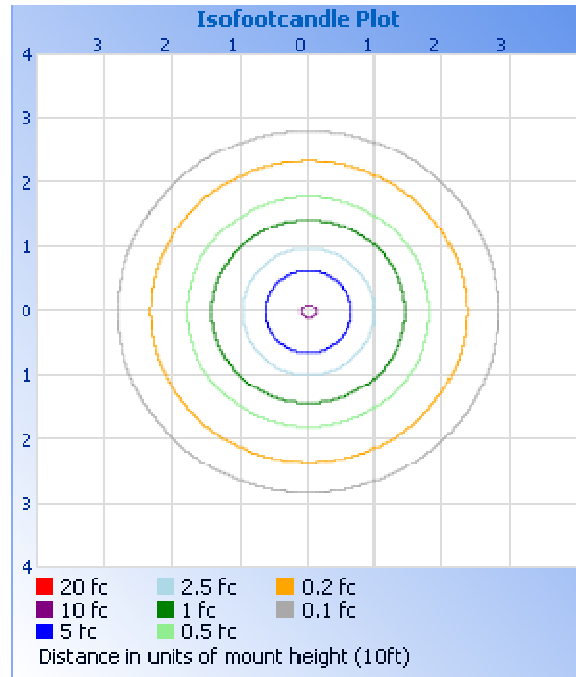
Illumination Plots

Mounting Height: 10 ft.

Illuminance - Cone of Light



Isoillumination Plot



Zonal Lumen Summary and Percentages at 25°C

Zone	Lumens	% Luminaire
0-30	792.6	27.3
0-40	1297	44.7
0-60	2290	78.9
60-90	611.1	21.1
0-90	2901	100.0
90-180	0.0	0.0
0-180	2901	100.0

Zonal Lumens and Percentages at 25°C

Zone	Lumens	% Luminaire
0-10	96.6	3.3
10-20	276.8	9.5
20-30	419.1	14.4
30-40	504.3	17.4
40-50	522.3	18.0
50-60	470.8	16.2
60-70	357.6	12.3
70-80	201.2	6.9
80-90	52.3	1.8

Spacing Criterion at 25°C

Spacing Criterion (0-180)	1.26
Spacing Criterion (90-270)	1.26
Spacing Criterion (Diagonal)	1.38

PICTURES (not to scale)



CONCLUSION

The results tabulated in this report are representative of the actual test samples submitted for this report only. The data is provided to the client for further evaluation. Compliance to the referenced specification requirements was not determined in this report.

In Charge Of Tests:

A handwritten signature in black ink, appearing to read 'Kellen Murakami'.

Kellen Murakami
Technician
Lighting Division

Attachment: None

Report Reviewed By:

A handwritten signature in black ink, appearing to read 'Vladimir Kozak'.

Vladimir Kozak
Engineering Supervisor
Lighting Division